



FIVE TOWNS COLLEGE

Financial Aid

2021-2022



Madison D. ICG

Phone: 631.656.2164

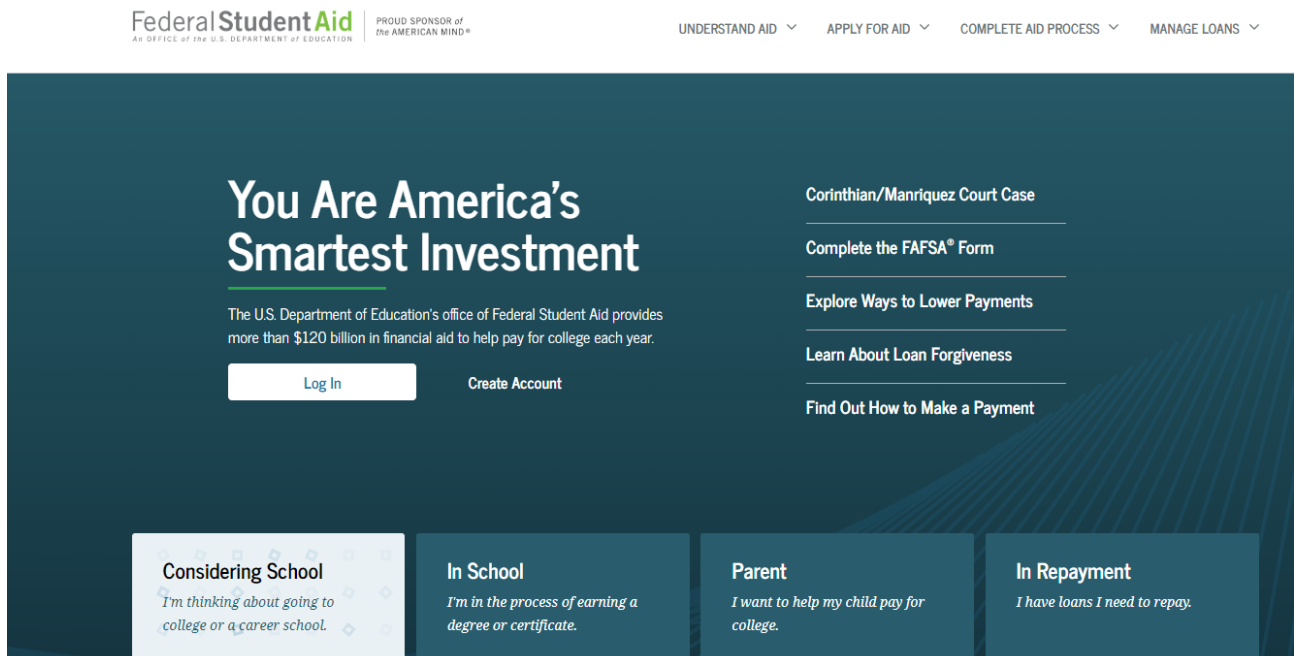
Email: financialaid@ftc.edu

FAX: 631.656.2191

Applying for Financial Aid Online

We encourage all students to apply for Financial Aid. The application(s) will determine a student's eligibility for grants and loans. Below are instructions on how to apply for financial aid. Our Office is open 9-5 Monday thru Friday to help students and parents file for financial Aid.

Step 1. Create a Federal Student Aid ID (FSA ID) – The student and one parent (dependent students) each need their own FSA ID. The FSA ID is comprised of a username and password and can be used to login to certain Federal Student Aid websites, such as the Free Application for Federal Student Aid (FAFSA). You can create your ID at <https://studentaid.gov> Call 1-800-4-fed-aid for help.



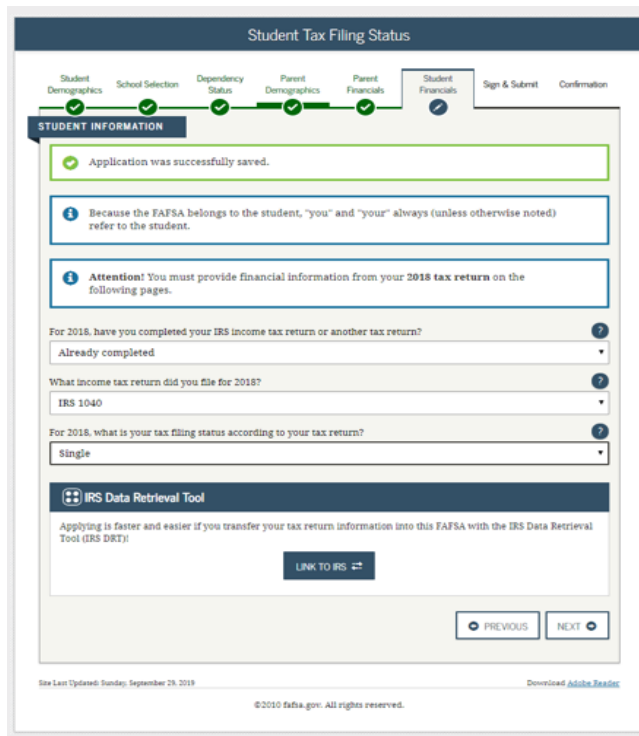
The screenshot shows the Federal Student Aid website homepage. At the top, there is a navigation bar with the Federal Student Aid logo, a "PROUD SPONSOR OF THE AMERICAN MIND" badge, and links for "UNDERSTAND AID", "APPLY FOR AID", "COMPLETE AID PROCESS", and "MANAGE LOANS". The main heading is "You Are America's Smartest Investment". Below this, a subheading states: "The U.S. Department of Education's office of Federal Student Aid provides more than \$120 billion in financial aid to help pay for college each year." There are two buttons: "Log In" and "Create Account". To the right, a list of links includes "Corinthian/Manriquez Court Case", "Complete the FAFSA® Form", "Explore Ways to Lower Payments", "Learn About Loan Forgiveness", and "Find Out How to Make a Payment". At the bottom, there are four categories: "Considering School" (I'm thinking about going to college or a career school), "In School" (I'm in the process of earning a degree or certificate), "Parent" (I want to help my child pay for college), and "In Repayment" (I have loans I need to repay).

Step 2. APPLY FOR 2021-2022 FAFSA (Fall 2021 Start) - [FAFSA](https://studentaid.gov/h/apply-for-aid/fafsa) or Free application For Federal Student Aid is a part of the U.S. Department of Education, it is free for any student wishing to find out if they qualify for grants and loans. The website is <https://studentaid.gov/h/apply-for-aid/fafsa>. Five Towns College **school code is 012561**. When getting ready to apply it is recommended that you have your 2019 Federal tax information and W-2s. Log in with the Student's FSA ID that you created.



The screenshot shows the "Complete the FAFSA Form" page on the Federal Student Aid website. The navigation bar is the same as the previous screenshot. The main heading is "Complete the FAFSA® Form". Below this, a subheading states: "Use the Free Application for Federal Student Aid (FAFSA®) form to apply for financial aid for college or graduate school." There are two main sections: "New To The FAFSA® Process?" with a "Start Here" button, and "Returning User?" with links for "Correct info | Add a school" and "View your Student Aid Report (SAR)", and a "Log In" button. A green arrow points to the "Log In" button.

Linking Your Taxes - The best and easiest way to enter both student and parent tax information is to use the IRS Data Retrieval Link. This tool transfers your tax information from the IRS website to the FAFSA. A FAFSA with unaltered tax information transferred using the data retrieval tool helps the FA office process your financial aid awards quicker. If you are unable to link for any reason please proceed with manually entering in your tax information.



Student Tax Filing Status

Student Demographics School Selection Dependency Status Parent Demographics Parent Financials Student Financials Sign & Submit Confirmation

STUDENT INFORMATION

Application was successfully saved.

Because the FAFSA belongs to the student, "you" and "your" always (unless otherwise noted) refer to the student.

Attention! You must provide financial information from your **2018 tax return** on the following pages.

For 2018, have you completed your IRS income tax return or another tax return?

Already completed

What income tax return did you file for 2018?

IRS 1040

For 2018, what is your tax filing status according to your tax return?

Single

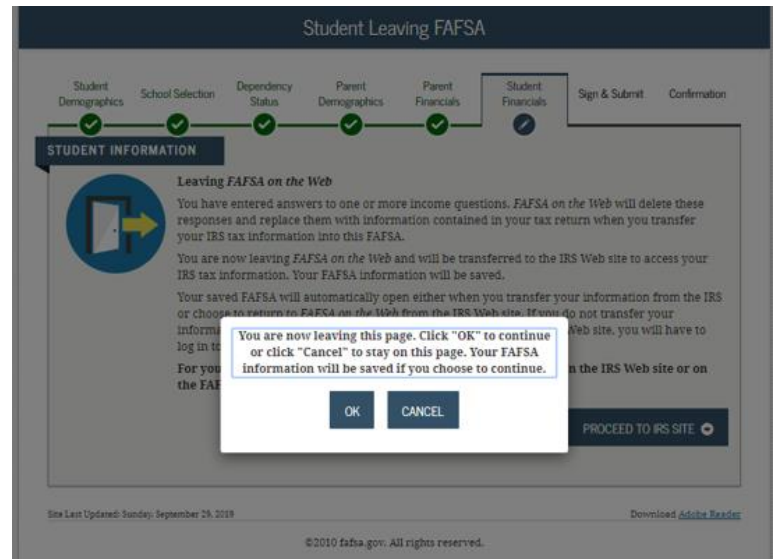
IRS Data Retrieval Tool

Applying is faster and easier if you transfer your tax return information into this FAFSA with the IRS Data Retrieval Tool (IRS DRT).

LINK TO IRS

PREVIOUS NEXT

Site Last Updated: Sunday, September 29, 2019 ©2010 fafsa.gov. All rights reserved.



Student Leaving FAFSA

Student Demographics School Selection Dependency Status Parent Demographics Parent Financials Student Financials Sign & Submit Confirmation

STUDENT INFORMATION

Leaving FAFSA on the Web

You have entered answers to one or more income questions. FAFSA on the Web will delete these responses and replace them with information contained in your tax return when you transfer your IRS tax information into this FAFSA.

You are now leaving FAFSA on the Web and will be transferred to the IRS Web site to access your IRS tax information. Your FAFSA information will be saved.

Your saved FAFSA will automatically open either when you transfer your information from the IRS or choose to return to FAFSA on the Web from the IRS Web site. If you do not transfer your information, you will have to log in to the IRS Web site or on the IRS Web site or on the IRS Web site.

You are now leaving this page. Click "OK" to continue or click "Cancel" to stay on this page. Your FAFSA information will be saved if you choose to continue.

OK CANCEL

PROCEED TO IRS SITE

Site Last Updated: Sunday, September 29, 2019 ©2010 fafsa.gov. All rights reserved.

By answering the three questions a window to link to the IRS will open and will allow you to proceed to the IRS site.

Get My Federal Income Tax Information

See our [Privacy Notice](#) regarding our request for your personal information.

Enter the following information from your 2018 Federal Income Tax Return.

All fields are required unless marked otherwise.

First Name

Jane

Last Name

Austin

Social Security Number

No input required

*** - ** - 8019

Date of Birth

MM/DD/YYYY

01/01/1950

Filing Status

Married-Filed Joint Return

Street Address

Must match your 2018 Federal Income Tax Return

P.O. Box

2018 Federal Income Tax Information

Jane Austin

Based on the information you provided, the Internal Revenue Service (IRS) located your income tax return. With your permission below, the IRS will securely transfer your tax information to the U.S. Department of Education (ED) to populate any applicable FAFSA® questions.

For your protection, the IRS will not display your tax information and will further encrypt any tax information transferred using the IRS DRT; therefore, ED is unable to display your tax information on your FAFSA form.

The data retrieved from your tax return is limited to the items listed below as you reported to the IRS:

Tax Year	Type of Return Filed	Untaxed Portion of IRA Distributions & Pensions/Annuities
Name(s)	Adjusted Gross Income	Tax-exempt Interest Income
Social Security Number	Income Earned from Work	IRA Deductions and Payments
Filing Status	Income Tax	Status of Amended Returns Received
IRS Exemptions	Education Credits	

Refer to your tax records if you have a question about the values you reported.

Transfer My Tax Information into the FAFSA Form

The tax information provided to fafsa.gov will populate the answers to the appropriate FAFSA questions. After the FAFSA questions are populated, your IRS session will end, and you will return to your FAFSA form. Check this box if you are choosing to transfer your information.

TRANSFER NOW

Do Not Transfer My Tax Information and Return to the FAFSA Form

By clicking the "Do Not Transfer" button, you are choosing not to transfer your tax information electronically. Your IRS session will end, and you will return to your FAFSA form.

DO NOT TRANSFER

Use the address you used on your taxes to complete the retrieval form. Once completed, **Click box to transfer my tax information into the fafsa form, then Click TRANSFER NOW**. The IRS has now filled out all your tax information and will notify you on the next page



Student Financials

Student Demographics School Selection Dependency Status Parent Demographics Parent Financials Student Financials Sign & Submit Confirmation

STUDENT INFORMATION

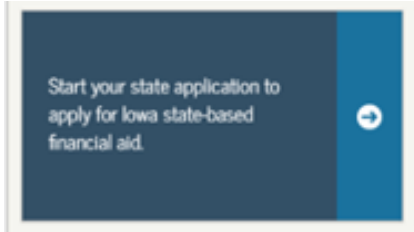
You have successfully transferred your 2018 IRS tax information.

Your IRS tax information has been successfully transferred into this FAFSA. Questions that were populated with tax information will be marked with "Transferred from the IRS." For your protection, IRS tax return information is not displayed on the FAFSA.


What was your adjusted gross income for 2018?

Step 3. Applying for TAP. New York State Tuition Assistance Program (TAP) helps eligible New York residents only pay tuition at approved schools in New York State. There are two ways to apply for TAP.

1st way to apply for TAP is directly from the FAFSA site by using the following link you will see on the last page of your completed FAFSA. Be sure to have your State taxes available.



This will take you to the NYS TAP website where you will either create a new account for first time users or returning users can put in their user id that they have already created.



Prepare Pay Repay Contact

HescPIN Authentication System

[First time users click here to register with HESC](#)

Returning Users Enter your HescPIN User ID and PIN.

To sign in to the HescPIN Authentication System, enter your User ID and PIN, then click the "Enter" button. To leave without signing in, click the "Exit" button.

Required information is marked with a *.

* User ID:
* PIN:
* Last four digits of SSN:

2nd way to apply for tap if you do not do it directly after the FAFSA is to wait 2-3 days for your FAFSA information to be made available, and then going to the TAP website www.hesc.ny.gov You can click Pay and Apply for tap. Half way through the page you will see the Header "Didn't Apply for TAP" The click now will take you to tap application.

Prepare	Pay	Repay	Contact	Accommodation
Financial Aid	Apply for Financial Aid	Smart Borrowing	Additional Info for:	
What is Financial Aid?	Apply for Aid — Start Here	Smart Borrowing Basics	Military	
Grants, Scholarships and Loan Programs	Apply for TAP	Understanding Interest Rates, Fees and Interest Capitalization	Adult/Returning Students	
Graduate Study Aid	TAP Award Estimator	Interest Capitalization Estimator	Transfer Students	
How Colleges Award Financial Aid	Financial Aid Award Letter Comparison Tool	True Cost of Borrowing	Youth In Care	
College Net Price Calculator		How Loan Terms Affect Borrowing Costs	Students with Disabilities	
College Finance Advisor		Private Loan Comparison Tool		
529 College Savings Program	Tax Credits & Deductions	Burden of Debt Calculator		

Didn't Apply for TAP through the FAFSA? You Can Still Apply

If you exited the FAFSA before completing the TAP application – and you filled in your New York State address and a New York State college on the FAFSA – HESC will automatically receive your information in about three days. HESC will then send you an email or postcard with directions to complete the TAP application online.

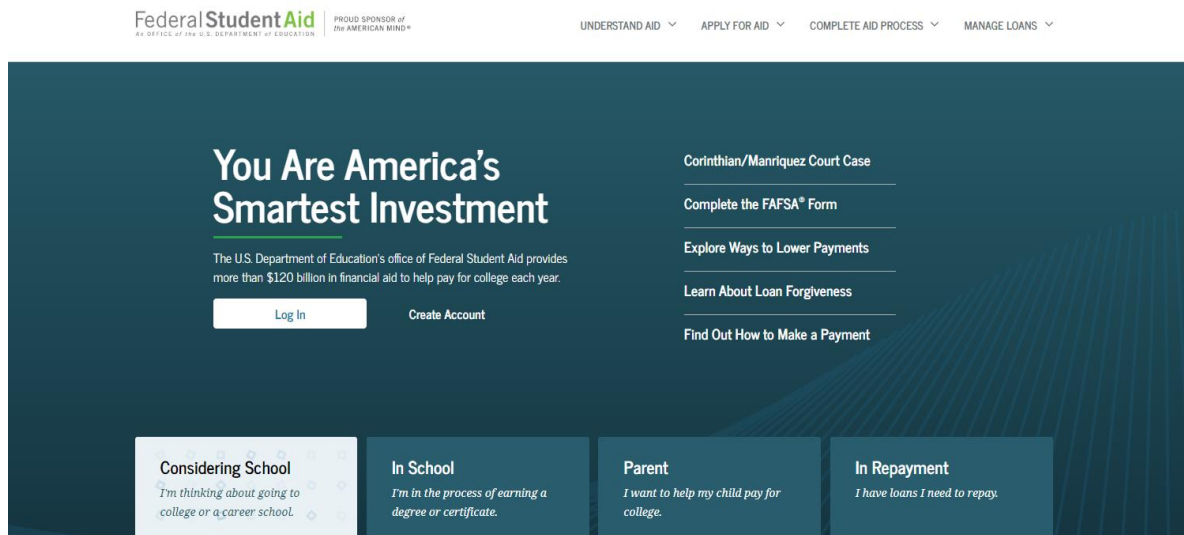
Received this notice from HESC? [Apply now.](#) 

Step 4. Applying for ETA: The Enhanced Tuition Awards (ETA) program provides tuition awards to students who are New York State residents attending a participating private college located in New York State. Recipients will receive \$6,000 through a combination of their TAP award, ETA award and a match from their private college. Once available, apply at www.hesc.ny.gov Click link to sign up for the Alert on when the 2021-22 application becomes available at <https://www.hesc.ny.gov/pay-for-college>

****Application won't be available until approximately after May 2021 ****

Step 5. Students who will be taking loans: All students that wish to borrow federal student loans while attending Five Towns College are required to complete online [Entrance Loan Counseling](#), [Master Promissory Note](#) and [Annual Student Loan Acknowledgment](#). This Entrance Counseling is a quiz that educates students regarding their rights and responsibilities of borrowing loans and offers valuable information on the available repayment and deferment options for borrowers. The Master Promissory Note is a legal document in which you promise to repay your loan(s) and any accrued interest and fees to the U.S. Department of Education. The Annual Student loan acknowledgment is for both new and transferring students. If this is your **first time accepting a federal student loan**, you are acknowledging that you understand your responsibility to repay your loan. If you have **existing federal student loans**, you are acknowledging that you understand how much you owe and how much more you can borrow. Instructions on how to do each are below.

1. Go to <https://studentaid.gov/>



2. Sign in using your FSA ID and Password.


The image shows the login form on the Federal Student Aid website. It has a title "Log In". There are two input fields: "FSA ID Username, Email, or Mobile Phone" and "Password". Below the first field is a link "Forgot My Username". Below the second field is a "SHOW PASSWORD" button and a link "Forgot My Password". At the bottom, there is a "Log In" button, an "OR" separator, and a "Create an Account" button.

3. At the home screen click I'm in school. This will take you to several options. Choose Entrance Counseling and click start. You can also complete a MPN here as well.


FederalStudentAid | AN OFFICE OF THE U.S. DEPARTMENT OF EDUCATION | PROUD SPONSOR OF the AMERICAN MIND®

UNDERSTAND AID ▾ APPLY FOR AID ▾ COMPLETE AID PROCESS ▾ MANAGE LOANS ▾

MY AID



Your loan balance is \$0.

View aid details and your servicer in the [National Student Loan Data System](#) 

MY CHECKLISTS

I'M PREPARING FOR SCHOOL	✓
I'M IN SCHOOL	✓
I'M IN REPAYMENT	✓
I'M A PARENT	✓

Compare loan repayment plans


[REPAYMENT ESTIMATOR >](#)

Decide whether a Direct Consolidation Loan is right for you

[LOAN CONSOLIDATION >](#)

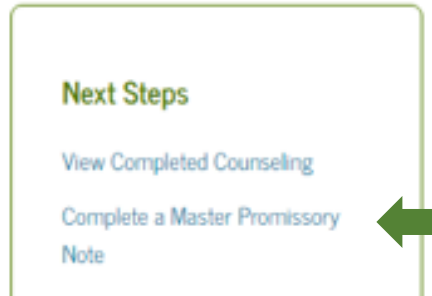
Use the *Public Service Loan Forgiveness (PSLF) Tool*

[PSLF HELP TOOL >](#)

I'M IN SCHOOL 

- [Renew Your FAFSA® Form](#)
The FAFSA® form needs to be completed each school year
- [Complete Your Annual Student Loan Acknowledgment](#)
Understand your responsibilities as a student loan borrower
- [Apply for a PLUS Loan for Graduate School](#)
PLUS loans can help pay for education expenses not covered by other aid
- [Complete Entrance Counseling](#)
Learn about the costs of borrowing, eligibility, and repayment
- [Complete Exit Counseling \(for students who are finishing school\)](#)
Learn about your responsibilities when repaying your loan
- [Complete MPN \(i.e., Loan Agreement\)](#)
You must complete a *Master Promissory Note* (MPN) to take out a loan
- [Use Loan Simulator](#)
Estimate monthly payments and compare repayment options
- [Learn About Types of Aid—Grants, Work-Study, Loans, and Scholarships](#)
Learn about the types of aid that can help you pay for college

4. Once you have finished your counseling quiz. You will fill out a Master Promissory note. On the right side menu click Complete MPN. You can also click under I'm in school Complete Loan Agreement.



Step 6. Congratulations you have finished applying for financial aid.

Now that you have finished the online financial aid applications, you will be contacted by the Financial Aid Office. You may have to provide additional documentation. Once everything is complete we will mail you an award letter that will contain your Grants, Scholarships and Loans. Once you receive the award letter either stop by the office or call us to discuss any remaining balance you may have. At that time we can discuss Parent loans, Parent loans, and Tuition payment plans. If you have any questions please call us at 631.656.2164.

Our Financial Aid office is open Monday through Friday 9am – 5pm. Appointments are not necessary. If you have any other questions, please feel free to call and speak to a counselor.

Yajaira Orellana: Financial Aid Counselor 631.656.3193 yajaira.orellana@ftc.edu

Jason LaBonte: Director of Financial Services 631.656.2113 jason.labonte@ftc.edu

Financial Aid Office:

Phone: 631.656.2164

Email: financialaid@ftc.edu

FAX: 631.656.2191